



KENDRIYA VIDYALAYA DEOLI
(TONK)



C.M.P. NEWSLETTER

2021-22



Contact us:



Postal Address:

Kendriya Vidyalaya Old Ajmer Road, Nr. Jaipur Chungi Naka, CISF
Campus, Dist: Tonk, Deoli - 304804



Phone No. +91-1434-232130

Fax No. +91-1434-232130

E-mail of Principal: kvdeolitrj@rediffmail.com



Editors: Mr. Deepak Kumar Tailor (PRT)

Mr. Abdul Wahab Ansari (PRT)

OUR PATRONS



Shri. B. L. Morodia
Deputy Commissioner
KVS R.O. Jaipur



Shri. D. R. Meena
Assistant Commissioner
KVS R.O. Jaipur



SCHOOL PRINCIPAL MESSAGE



**Mr. Gopal Meena
(Principal)**

Greetings to staff, parents and community members, welcome to this edition of the CMP newsletter of K.V. Deoli (Tonk). CMP is the most important part of Primary Education in our Vidyalayas. Our goal is to ensure the healthy and productive environment for the students through CMP, so they are empowered to make intellectual decisions necessary for them to become academically, socially, physically, and emotionally successful and responsible.

Our staff of highly qualified professional educators and support personnel share the same commitment and dedication.

By CMP activities we provides our students many opportunities both inside and outside of the classroom to excel and reach their full potential!

I congratulate to H.M. (Mr. D. R. Meena) and the Primary teachers to publish this CMP newsletter. It's a mirror of various activities conducted under CMP for the all round development of students.

With Best Wishes.

HEADMASTER'S MESSAGE



**MR. D. R. MEENA
(H.M.)**

CMP Newsletter is a mirror of the primary children activities under CMP. It also gives an opportunity for the teachers to share their experiences and improve upon them for the students benefits.

Learning is a holistic approach to education with the goal of nurturing the passion for continuous development throughout life. By different kind of activities under CMP students becomes active learner and more creative.

I am thankful to our principal Mr. Gopal Meena who has given adequate weightage towards all round development of students.

With Best Wishes.

EDITOR'S MESSAGE



Mr. D. K. TAILOR
(Primary Teacher)

Dear Readers,

It is indeed a great honour to be the Newsletter Editor for K.V. Deoli (Tonk) and it is an immense pleasure to launch this edition for 2021-22.

In this CMP newsletter, we will recount the various projects and activities in which all the primary students and teachers were actively involved since the beginning of the session 2021-22.

The main point is the active participation of students in various scholastic and co-scholastic activities conducted by the Vidyalaya through Online and Offline mode during the session.

A huge thank you to all the persons who contributed to make this newsletter wonderful and creative without which there wouldn't have been this newsletter issue.

Last but not least, I would like to thank Mr. Gopal Meena, Principal and Mr. D. R. Meena, H.M. and my colleagues for their everlasting support throughout the creation of this edition.

Thank You.

OUR TEAM



Mr.D. R. MEENA
HM



Mr. S.N. CHOUDHARY



Mr. A.W. ANSARI



Mr. D. K. TAILOR



Mr. M.S. MEENA



Mr. B. L. MEENA
(MUSIC TEACHER)

OUR TEAM



Mr. R.S. MEENA



Mr. A. R. MEENA



Mr. R. K. MEENA



Mr. B. P. MEENA



Mr. T. K. SHARMA



Mr. PRADHAN MEENA



Mr. M. K. MEENA

MORNING ASSEMBLY

“Today is your opportunity to build the tomorrow you want.”
-Ken Poirot-

हमारा धर्म हो सेवा हमारा कर्म हो सेवा,
सदा ईमान हो सेवा व सेवक जन बना देना ।
वतन के वास्ते जीना वतन के वास्ते मरना,
वतन पर जां फ़िदा करना प्रभु ! हमको सिखा देना ।
ओ३म सहनाववतु । सह नौ भुनक्तु । सहवीर्य करवाव
तेजस्विनावधीतमस्तु । मा विद्विषावहै ।
ओ३म शान्तिः शान्तिः शान्तिः ।

BABU LAL is presenting

BABU LAL

AINA KH...

You

ARNA 77 others...



Morning Assembly (Virtual mode)



जन गण मन

जन-गण-मन अधिनायक जय हे
भारत-भाग्य-विधाता ।
पंजाब सिंध गुजरात मराठा
द्राविड उत्कल बंग ।
विंध्य हिमाचल यमुना गंगा,
उच्छल जलधि तरंग ।
तव शुभ नामे जागे,
तव शुभ आशिष माँगे;
गाहे तव जय गाथा ।
जन-गण मंगलदायक जय हे,
भारत-भाग्य-विधाता ।
जय हे, जय हे, जय हे,
जय जय जय, जय हे ॥



**LEARNING WITH
FUN
ACTIVITIES**



PLAYWAY LEARNING

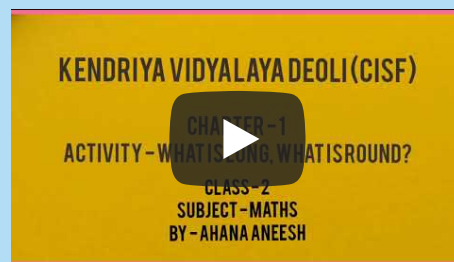

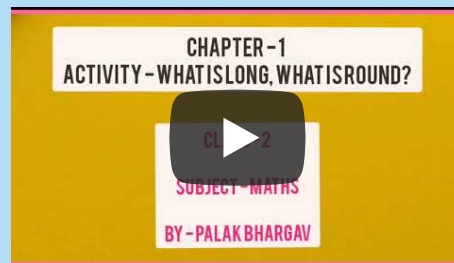
CLASSROOM ACTIVITIES



LEARNING MATHS with ACTIVITIES



Palak Bhargav, II B



Note: Click on the below photo link to see the Activity on YouTube.


THIS
ACTIVITY
IS
PERFORM
EDUNDER
THE
GUIDANCE
OFHER
PARENT



KENDRIYA
VIDYALAYA
DEOLI(CISF)

ACTIVITY
PERFORMED
BY - PALAK
BHARGAV

CLASS - II
(B)



KRIYANSH PORWAL, CLASS - II

M. D. PROJECTS

Kendriya Vidyalaya - Delhi
Term - II Project
Subject - Maths

class - 8 Name: S. Riya Dama

Objective
To demonstrate multiplication of numbers using match sticks.


Material Required:
Matchsticks, paper, pencil, paper, ruler.

Demonstration:
Take a cardboard of a convenient size and past a white paper on it.
To perform multiplication of a number with a number, lay 4 horizontal sticks and past them on the cardboard. Lay 2 vertical sticks horizontally on the cardboard as shown in the diagram.

(Fig. 1)

Count the number of points of intersection as shown in the diagram.

Now pass 4 horizontal sticks parallel to the sticks in (Fig. 1) around the points of intersection. Number of points of intersection is 8.



Objective
To demonstrate multiplication of numbers using match sticks.


Material Required:
Matchsticks, paper, pencil, paper, ruler.

Demonstration:
Take a cardboard of a convenient size and past a white paper on it.
To perform multiplication of a number with a number, lay 4 horizontal sticks and past them on the cardboard. Lay 2 vertical sticks horizontally on the cardboard as shown in the diagram.

(Fig. 1)

Count the number of points of intersection as shown in the diagram.

Now pass 4 horizontal sticks parallel to the sticks in (Fig. 1) around the points of intersection. Number of points of intersection is 8.



Objective
To demonstrate multiplication of numbers using match sticks.

Material Required:
Matchsticks, paper, pencil, paper, ruler.

Demonstration:
Take a cardboard of a convenient size and past a white paper on it.
To perform multiplication of a number with a number, lay 4 horizontal sticks and past them on the cardboard. Lay 2 vertical sticks horizontally on the cardboard as shown in the diagram.

(Fig. 1)


Count the number of points of intersection as shown in the diagram.

Now pass 4 horizontal sticks parallel to the sticks in (Fig. 1) around the points of intersection. Number of points of intersection is 8.



PROJECTS

Let us remember:
One book, one pen,
one child and one
teacher can change
the world.
Malala Yousafzai



BLACK-BOARD DRAWINGS



Art is not what you see, but what you make others see.
(Edgar Degas)

PLAYGROUND ACTIVITIES



To keep the body in good health is a duty...otherwise we shall not be able to keep the mind strong and clear.” – Buddha

"BALA" PROJECT IN OUR VIDYALAYA

JANUARY 2022, K.V. DEOLI

Vidyalaya building is used as a learning Aid. Various drawings and paintings have been made on the walls of Primary Classrooms, so the children can be benefited.




what a year it was!

It's the perfect time to look back at our most memorable moments.

BALA PROJECT

1X1=1	2X1=2	3X1=3	4X1=4	5X1=5	6X1=6	7X1=7	8X1=8	9X1=9	10X1=10
1X2=2	2X2=4	3X2=6	4X2=8	5X2=10	6X2=12	7X2=14	8X2=16	9X2=18	10X2=20
1X3=3	2X3=6	3X3=9	4X3=12	5X3=15	6X3=18	7X3=21	8X3=24	9X3=27	10X3=30
1X4=4	2X4=8	3X4=12	4X4=16	5X4=20	6X4=24	7X4=28	8X4=32	9X4=36	10X4=40
1X5=5	2X5=10	3X5=15	4X5=20	5X5=25	6X5=30	7X5=35	8X5=40	9X5=45	10X5=50
1X6=6	2X6=12	3X6=18	4X6=24	5X6=30	6X6=36	7X6=42	8X6=48	9X6=54	10X6=60
1X7=7	2X7=14	3X7=21	4X7=28	5X7=35	6X7=42	7X7=49	8X7=56	9X7=63	10X7=70
1X8=8	2X8=16	3X8=24	4X8=32	5X8=40	6X8=48	7X8=56	8X8=64	9X8=72	10X8=80
1X9=9	2X9=18	3X9=27	4X9=36	5X9=45	6X9=54	7X9=63	8X9=72	9X9=81	10X9=90
1X10=10	2X10=20	3X10=30	4X10=40	5X10=50	6X10=60	7X10=70	8X10=80	9X10=90	10X10=100





CUB-BULBUL ACTIVITIES

Click on the YouTube video link to watch the Activities done by Cub of our Vidyalaya.



Cubs and bulbuls are the initial stage in the journey towards scouting and guiding in our Vidyalaya. Character building is its aim. Instilling self – discipline and thoughtfulness for others, at a tender age, is the major focus, of the activities designed for this group. It prepares the boys and girls to take up bigger tasks in scouting and guiding and also helps in their mental and physical growth. Children learn to be independent and to live life in a disciplined manner. Students of std. III – V can join this movement.



WHAT IS GOLDEN ARROW AWARD?

A Chaturth Charan Cub having earned totally six proficiency badges, one badge each in Tritiya Charan and Chaturth Charan, remaining four badges to be earned from the proficiency badge groups not earned earlier. He may be awarded a special badge called "Golden Arrow" before completing ten years of age.

Toy
making
Activity



खिलौना
बनाना
गतिविधि

Title-
Value
of Time

समय
का
मूल्य



KV DEOLI

CUB NAME
- MANAS
KANCHHAL

CLASS - IV

Moral
Story
Telling
Activity



नैतिक
कहानी
कहने की
गतिविधि

Toy
making
Activity



खिलौना
बनाना
गतिविधि





Co-

CURRICULAR

ACTIVITIES



C.C.A. 2021-22



NEWSPAPER READING



“Books make great gifts because they have whole worlds inside of them.”

– Neil Gaiman

HOUSE BOARD DECORATION

SHIVAJI HOUSE



TAGORE HOUSE



ASHOKA-HOUSE



RAMAN HOUSE



Students Creative Corner

Kids Drawing




Name - Vaibhav Sirra
Class - 5A



Name - Keshav Choudhary
Class - 3 (A)




Name - Kriyansh Porwal
Class - 2 (B)



Name - Prajana
Class - 1 (A)

Imagination

Creativity



Name - Bhavesh priyadarshi
Class - 2 B



Name - Moses P Mathew
Class - 2 (B)

Name - Palak Bhargav
Class - 2 (B)



Active Participation

DAYS

CELEBRATIONS

Teacher's Day 2021

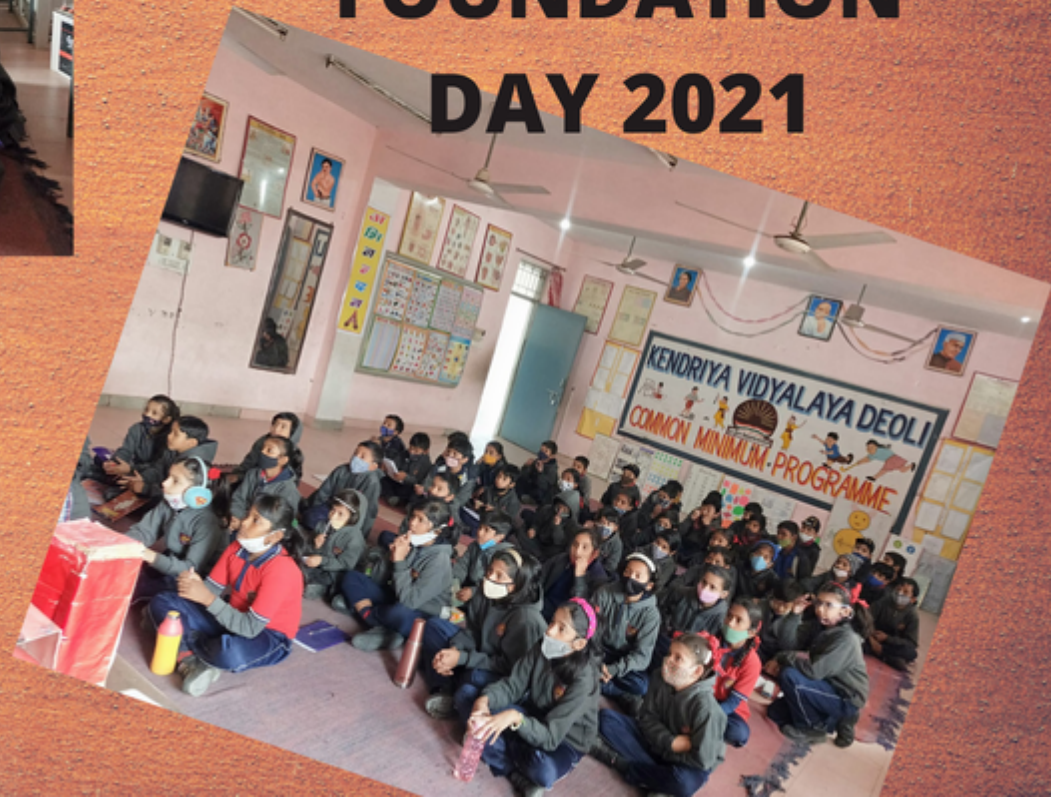




KVS FOUNDATION DAY 2021

DECEMBER 2021

S	M	T	W	T	F	S
28	29	30	1	2	3	4
5	6	7	8	9	10	11
12	13	14	15	16	17	18
19	20	21	22	23	24	25
26	27	28	29	30	31	1



Republic Day Celebration



NATIONAL EDUCATION DAY 2021






FIT INDIA WEEK CELEBRATION



Ek Bharat Shreshtha Bharat



LIBRARY ACTIVITIES

Reading Activities



Ministry of Education
Government of India

Kendriya Vidyalaya Deoli
Readers Become Nation Builders

Padhe Bharat

WELCOME
100 DAYS
OF
READING CAMPAIGN

100 DAYS OF READING CAMPAIGN

An initiative by Ministry of Education, it involves a host of activities to be undertaken over a period of 14 weeks for spreading the joy of reading among students from Balvatika to grade VIII.

LIBRARY
KV Deoli
READ, LEARN, DISCOVER

For more visit - <https://librarykvdeoli.blogspot.com/>

A colorful poster for the '100 Days of Reading Campaign' at Kendriya Vidyalaya Deoli. The poster features the Ministry of Education logo, the school name, and the slogan 'Readers Become Nation Builders'. It includes the 'Padhe Bharat' logo, a stack of books, and the text 'WELCOME 100 DAYS OF READING CAMPAIGN'. Below this is an illustration of diverse children sitting around a table reading. At the bottom, there is a 'LIBRARY KV Deoli' logo with the tagline 'READ, LEARN, DISCOVER' and a URL for more information.



ANIMESH UPADHYAY
(Class-III)
Kendriya Vidyalaya Deoli

100 Days Reading Campaign

STORY TELLING

100 Days of Reading Campaign

READ. LEARN. DISCOVER

KENDRIYA VIDYALAYA DEOLI

A collage of three photos showing students engaged in reading. The top photo shows a girl reading, the middle shows a boy reading, and the bottom shows a girl reading.

100 Days Reading Campaign

Story Telling

A young girl is sitting on the floor, reading a book.



LIBRARY VISIT





Thank You